

BAA

BriteCor Area and Wall Light



Shown with "BAA-KH" Arm Option on a Pole.

Shown with "WM" Wall Mount Bracket Option.

Dimensions

Width (D)	15 1/2" (400mm)	Length with Mount (L)	KH Arm (KA): 27 1/2" (699mm)
Length (B)	22" (559mm)		Slipfitter (SF): 29 1/4" (743mm)
Height (A)	4" (102mm)		Mounting Arm Adaptor (MA): 26 1/2" (664mm)
			Yoke (Y): 26 1/4" (667mm)
			Bracket (BR): 25 3/4" (654mm)

Order Information Example: BAA-144-2D-4080-F-C-Z-WM/ZT M1 R3

Model	Wattage	Voltage	CCT	Distribution	Lens	Color	Mounting	Options
BAA BriteCor Area and Wall Light	144 =144W	1D =120V 2D =277V	4080 =4000K 5080 =5000K 80 CRI	A =Type I B =Type II C =Type III D =Type IV F =Type V	C =Clear Flat Glass Lens P =Clear Flat Prismatic Glass Lens* *Use with Type V Optic Only.	Z =Bronze	KA =KH Arm SF = Slipfitter MA = Mounting Arm Adaptor Y =Yoke BR =Two-Piece Swivel Bracket WM =Wall Mount Bracket NM =No Mount	ZT =0-10VDC 3rd Party Compatible M1 =Motion Sensor, IR for mounting heights of 20ft to 35ft M2 =Motion Sensor, IR for mounting heights of 18ft or less R3 =3-Pin Twist Lock Photocell Receptacle R7 =7-Pin ANSI C136.41—2013 Twist Lock Photocell Receptacle

The BriteCor BAA luminaire is available with a wide choice of mounting configurations and optical distributions designed to replace HID lighting systems from 250w to 400w MH or HPS. Typical applications include retail centers, industrial parks, schools and universities, public transit and airports, office buildings and medical facilities. Mounting heights of 16 to 25 feet can be used based on light level and uniformity requirements.

Specifications and Features:

Housing:

Die Cast Aluminum Housing and Front Frame, Integral Heat Sinking and Driver Compartment. Photocell Adaptable. Nickel-Plated Stainless Steel Hardware.

Listing & Ratings:

ETL: Listing Pending for Wet Locations, UL 1598, 8750
IP66 Sealed LED Compartment.

Finish:

Textured Architectural Bronze Powdercoat Finish Over a Chromate Conversion Coating.

Lens:

Tempered Clear Flat Glass Lens or Tempered Clear Flat Prismatic Glass Lens.

Mounting Options:

Mounts with BAA-KH Arm, Adjustable Slipfitter, 2 5/8" Diameter Mounting Arm Adaptor, Yoke, Two-Piece Bracket or Wall Mount Bracket. (Factory Installed)

Wattage:

144W
(250-400w HID Equivalent)

Voltage:

AC Direct Technology (No DC Power Supply), 120V or 277V, 60Hz

Warranty:

15-Year Warranty for -40°C to +50°C Environment.

Certification & Listings:



Dimensions and specifications subject to change without notice.

Project Name:

Catalog Number:

Fixture Type:

Mounting Options:



BAA with Kitty Hawk Arm (KA)

Kitty Hawk Die-Cast Mounting Arm, Bronze Powdercoat Finish, Includes Hardware. Mounts Directly to Square Poles.



BAA with Pole Mounting Arm Adaptor (MA)

Die-Cast Adaptor for 2 3/4" Horizontal Mounting Arms, Bronze Powdercoat Finish, Includes Hardware.



BAA with Yoke (Y)

Stamped Heavy-Duty Steel Yoke, Bronze Powdercoat Finish, Includes Hardware.



BAA with "SF" External Mount Slipfitter (SF)

External Mount Die-Cast Adjustable Slipfitter for 2 3/4" Tenons, Bronze Powdercoat Finish, Includes Hardware.



BAA with Two-Piece Swivel Bracket (BR)

Two-Piece Stamped Steel Adjustable Bracket, Bronze Powdercoat Finish, Includes Hardware.






BAA with Wall Mount (WM)



Wall Bracket, Heavy-Duty Stamped Steel, Bronze Powdercoat Finish, Includes Hardware.


EPA (Effective Projected Area)

Shown with Large Kitty Hawk Arm mounting.

Configuration	EPA (Sq. Ft.)	Weight (Lbs.)
 1	1.00	33 Lbs

Configuration	EPA (Sq. Ft.)	Weight (Lbs.)
 2@180° Mount	2.00	66 Lbs
 2@90° Mount	1.36	66 Lbs

Configuration	EPA (Sq. Ft.)	Weight (Lbs.)
 3@90° Mount	2.20	99 Lbs
 3@120° Mount	2.00	99 Lbs

Configuration	EPA (Sq. Ft.)	Weight (Lbs.)
 4@90° Mount	2.20	132 Lbs



Mounting Accessories (Order separately, Field installed)

KH40RPZ	Die-Cast Adaptor for 4" to 6" Round Poles, Bronze Powdercoat Finish. Use with Kitty Hawk Mounting Arm only.
KH40WMZ	Die-Cast Wall Mount Adaptor, Bronze Powdercoat Finish. Use with KH45A Kitty Hawk Mounting Arm only.
PTSB1SZ	Single Pole Tenon Spoke Bracket, 2 3/4" Horizontal Mounting Arm, Bronze Powdercoat Finish, Includes Hardware.
PTSB290SZ	Twin Pole Tenon Spoke Bracket, 2 3/4" Horizontal 90° Mounting Arms, Bronze Powdercoat Finish, Includes Hardware.
PTSB2180SZ	Twin Pole Tenon Spoke Bracket, 2 3/4" Horizontal 180° Mounting Arms, Bronze Powdercoat Finish, Includes Hardware.
PTSB390SZ*	Triple Pole Tenon Spoke Bracket, 2 3/4" Horizontal 90° Mounting Arms, Bronze Powdercoat Finish, Includes Hardware.
PTSB3120SZ*	Triple Pole Tenon Spoke Bracket, 2 3/4" Horizontal 120° Mounting Arms, Bronze Powdercoat Finish, Includes Hardware.
PTSB490SZ*	Quad Pole Tenon Spoke Bracket, 2 3/4" Horizontal 90° Mounting Arms, Bronze Powdercoat Finish, Includes Hardware.

*Special Order Item. Lead Time Three Weeks.

Accessories (Order separately, Field installed)

P18140	110-120VAC Instant Twist Lock Photocell
P18142	105-287VAC Instant Twist Lock Photocell
P18150	120VAC Time Delay Twist Lock Photocell
P18152	277VAC Time Delay Twist Lock Photocell
P18131	Twist Lock Non-Shorting (Open) Cap Disconnects Service to Fixture for Temporary or Permanent Disabling (Fixture Always Off). IP65, 480V Maximum.
P18132	Twist Lock Shorting Cap Provides Fixed Service to Fixture (Fixture Always on). IP65, Rated Load 7200w Tungsten.
ACCHSG1Z	Die Cast Accessory Housing for Installing Sensors or Other Lighting Controls, Bronze Powdercoat Finish
KH45GSZ	Aluminum House Side Shield, Bronze Powdercoat Finish, Includes Hardware.
KH45WG	Wire Guard, Stainless Steel Construction, Includes Hardware.

Replacement Parts (Order separately, Field installed)

KH45GL	Tempered Clear Flat Glass Lens.
KH45GLP	Tempered Prismatic Flat Glass Lens.
KH45AZ	Kitty Hawk Mounting Arm, Mounts Directly to Square Poles, Bronze Powdercoat Finish
FL73SFZX	External Mount Slipfitter, Die Cast, Bronze Powdercoat Finish
ALMAAZ	Pole Mounting Arm Adaptor, Fits 2 3/4" Arm, Includes Hardware, Bronze Powdercoat Finish
KH45YZ	Yoke, Stamped Heavy-Duty Steel, Bronze Powdercoat Finish
FL73BRZ	Two-Piece Swivel Bracket, Stamped Steel, Bronze Powdercoat Finish
WBR2Z	Wall Bracket, Heavy-Duty Stamped Steel, Bronze Powdercoat Finish, Includes Hardware.

Project Name:

Dimensions and specifications subject to change without notice.

Catalog Number:

Fixture Type: