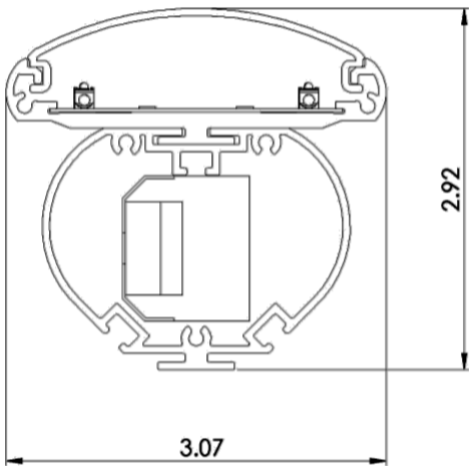


BLSF

BriteCor Linear Strip Fixture



The LiteSheet BriteCor Linear Strip Fixture (BLSF) provides a complete solution for an AC Direct LED light engine. The luminaire is easy to install and is available in 4' and 8' as an individual fixture or as a companion product to the BriteCor Linear Strip Link series (BLSL). A variety of fixture and mounting options are available to accommodate any customer configuration.

Specifications and Features:

Housing:

Nominal 3" x 3" dual housings of extruded 6063 T5 Aluminum

Listing & Ratings:

ETL: Listed for Damp Locations, UL 1598, 8750

Finish:

Clear Anodize, Black Anodize, Custom Colors Available Upon Request.

Mounting Options:

Pendant Mount (PM), Surface Mount (SM), Rotational Mount (RM)

BriteCor Light Engine:

Patented AC Direct Driver-less Technology - No DC Power Supply

Wattage:

40W (4' Fixture) 80W (8' Fixture)

Voltage Options:

BriteCor-No DC Power Supply, 120VAC or 277VAC, 60Hz

Warranty:

15-Year Warranty for -40°C to +50°C Environment.

Fixture Dimensions

MODEL	NOMINAL LENGTH	LUMINAIRE LENGTH	RACEWAY LENGTH	WEIGHT
BLSF-4	4ft.	48.0" (1,219mm)	45.6" (1,158mm)	8 lbs. max (3.6 kg)
BLSF-8	8ft.	91.6" (2,327mm)	83.5" (2,121mm)	16 lbs. max (6.4 kg)

Photometric Performance

Based on 3500K CCT. Other CCT available.

MODEL	LUMENS	INPUT WATTS	lm/W
BLSF-4-3580	4,800	40	120
BLSF-8-3580	9,600	80	120

Order Information Example: BLSF-4-40-2-5080-CA-PM-SC

Model	Size	Wattage	Voltage	CCT/CRI	Fixture Color	Mounting	Options
BLSF BriteCor Linear Strip Fixture	4 4=4' Fixture 8=8' Fixture	40=40w 80=80w	1=120V 2=277V	3580=3500K/80CRI 4080=4000K/80CRI 5080=5000K/80CRI	CA=Clear Anodize BA=Black Anodize C=Custom (Consult Factory)	PM=Pendant Mount SM=Surface Mount RM=Rotational Mount	SC=Dimmer CFT=Conduit Feed Through D= Extra Diffuser OS=Occupancy Sensor

Project Information:

Project Name: _____ Fixture Type: _____

Complete Catalog #: _____ Date: _____

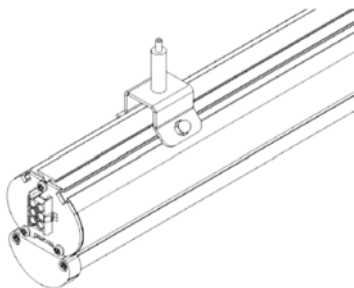
Comments: _____

Certification & Listings:

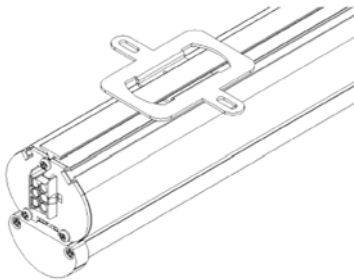


Specifications subject to change without notice.

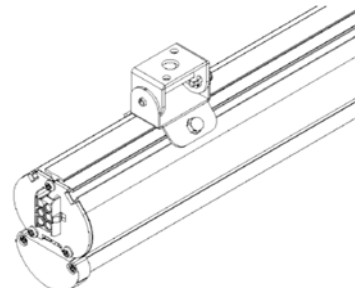
Mounting Options:



BLSF Shown with Pendant Mount Bracket




BLSF Shown with Surface Mount Bracket



BLSF Shown with Rotational Mount Bracket

Surface Mount Options:

When fixtures are ordered with the **SM**=Surface Mount option, the fixture will be manufactured with an end plate that has an opening for a 1/2" connector on the feed end, and a full end cap on the other end.



If the **CFT**=Conduit Feed (Through) is specified, the fixture will be manufactured with an additional end plate that has an opening for a 1/2" connector on the opposite end of the fixture. Thru wires will be provided from one end of the fixture to the other. Conduit can then be run to another fixture.



Example



PLEASE NOTE: The **CFT**=Conduit Feed (Through) option should **not** be used to link fixtures together in continuous lengths over 4' or 8'. For that application, the BriteCor Linear Strip Link (BLSL) series should be used.

Specifications subject to change without notice.